

ISTITUTO CONFUCIO
DELL'UNIVERSITÀ KORE DI ENNA

恩纳科雷大学孔子学院



1. Accedere al sito www.chinesetest.cn, area **Test Taker**


2. Cliccare su NEW USER per registrare una nuova utenza

The screenshot shows the homepage of the Chinese Test Service Network (www.chinesetest.cn). The header includes a navigation bar with language options: 简体中文 | English | 日本語 | 한국어 | Français | Русский | Español. A search bar and links for 'Login' and 'New User' are also present. The main content area is divided into two sections: 'Registration' and 'Test Taker / Test Center'. The 'Registration' section features five test categories: HSK (Chinese Proficiency Test), HSKK (HSK Speaking Test), YCT (Youth Chinese Test), BCT (Business Chinese Test), and MCT (Medical Chinese Test). Each category has a 'Check Schedule' button. The 'Test Taker' section includes a registration form with fields for 'UserName', 'Password', and 'Code' (displaying '5314'). There are 'Login' and 'New User' buttons, and a 'Recover Password' link. A red arrow points to the 'New User' button. The 'Test Center' section includes a 'Mock' icon, a 'Practice' button, and a 'Download' button.

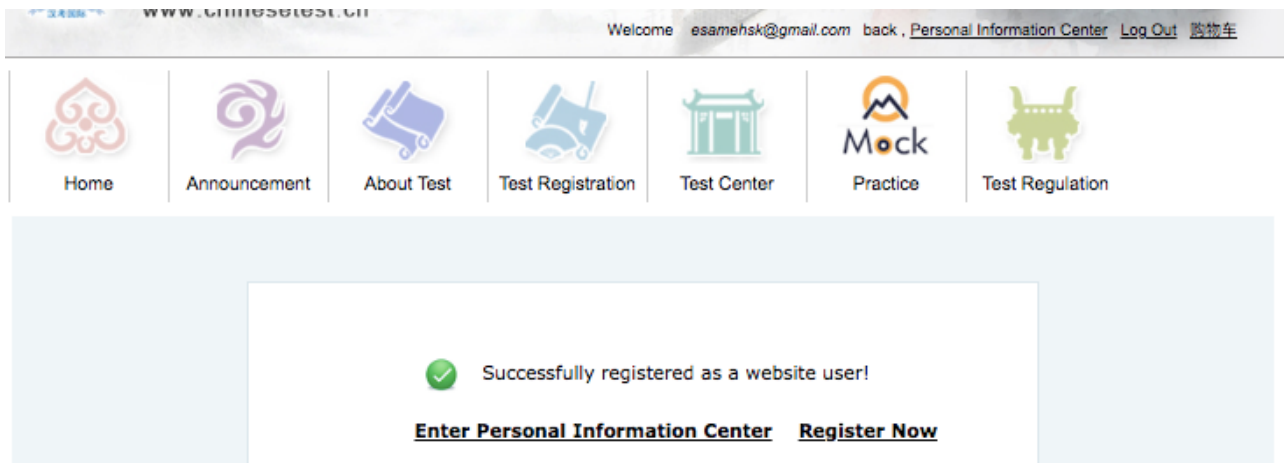
3. Compilare tutti i campi richiesti per la creazione dell'account (ACCOUNT CREATING), poi cliccare SUBMIT

Account Creating

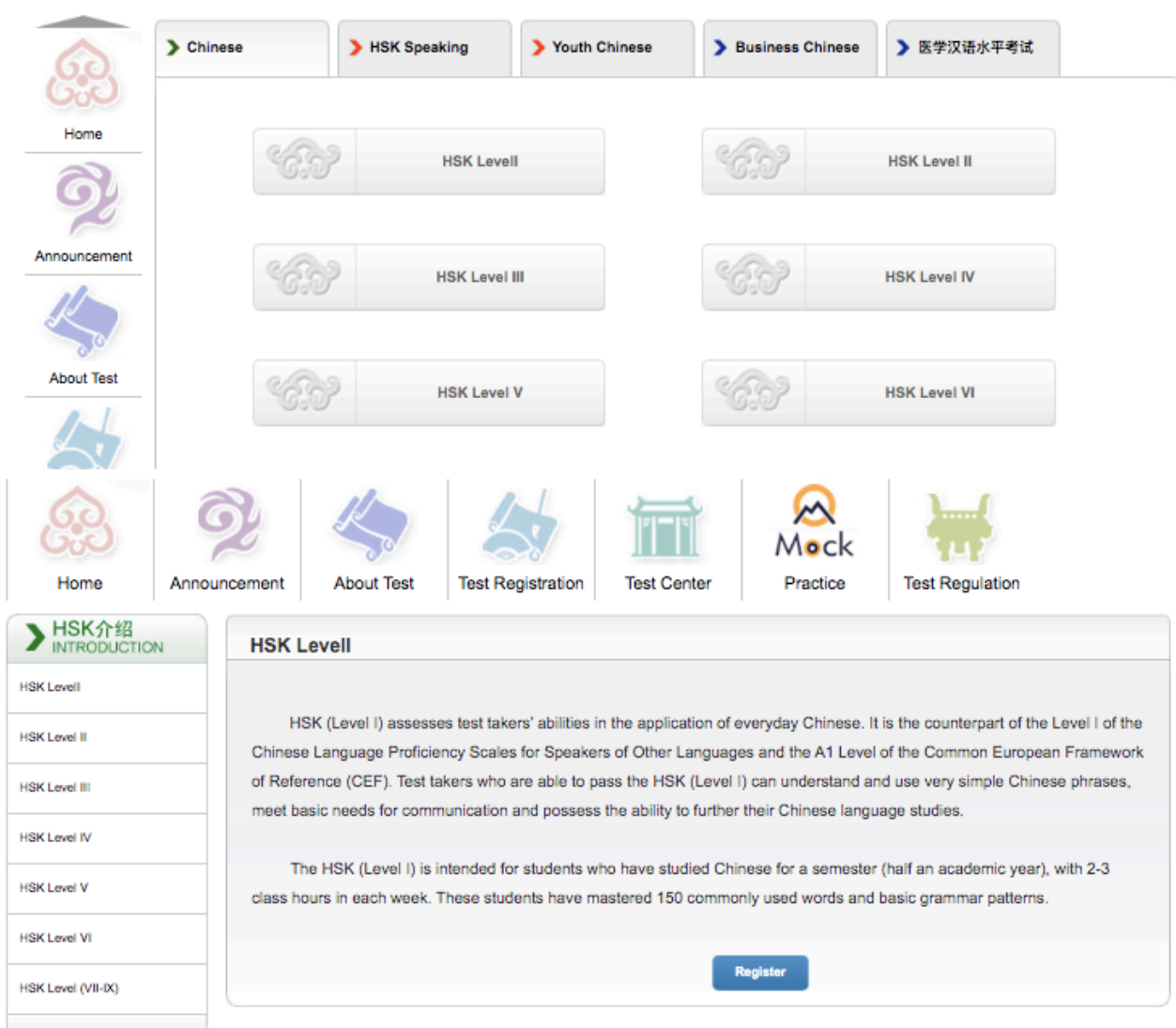
(The following with * are required to be filled out.)

Email Address :	<input type="text" value="esamehsk@gmail.com"/>	✔ * Please enter common email address in order to timely access to authentication information!
Password :	<input type="password" value="*****"/>	✔ * At least 8 characters and does not contain the "#", "^" character
Confirm Password :	<input type="password" value="*****"/>	✔ * Keep consistent with password!
Nationality :	--Please Select-- ▼	
Mother Tongue :	--Please Select-- ▼	
Birth Date :	<input type="text" value="2009-05-07"/>	*Selete Date
Belong to :	<input type="radio"/> Student <input type="radio"/> In-service professionals <input type="radio"/> Others (Freelance)	
How long have you been learning Chinese :	6个月以下 Less than 6 months ▼	* Please Select
Why do you want to learn Chinese :	--Please Select-- ▼	
How did you get to know about the Chinese test :	--Please Select-- ▼	
Code :	<input type="text" value="8059"/> 	✔ * If not clear, please click it to reload
<input checked="" type="checkbox"/>	I have read and agree to Registration Agreement "A Guide to Privacy Protection for Chinese Test Takers"	* Please read Registration Agreement

4. Nella schermata successiva, cliccare su REGISTER NOW



5. Scegliere l'esame da sostenere; cliccare su REGISTER per registrarsi all'esame scelto



6. Selezionare **Istituto Confucio Unikore Enna** e, nel menù a tendina che comparirà subito dopo, la **sede di esame prescelta** e la **data del test** a cui si intende iscriversi:






- fare sempre riferimento alle date pubblicate sul sito www.istitutoconfucio.unikore.it;
- confermare con la sede scelta l'effettiva possibilità di sostenere l'esame in tale centro.

Quindi cliccare su **SUBMIT**

1 Choose Test Center **2** Fill out Personal Information **3** Upload **4** Confirm Registration  Registration confirmed

HSK --Registration--Test Center Choosing

It is suggested to visit the website through Chrome browser or Firefox browser.

Test Subjects:	<input type="text" value="HSK一级"/>	* Please Select Test Level
Continent:	<input type="text" value="Europe"/>	 * Please select the continenet with the most convenient test site for you.
Country/Region:	<input type="text" value="ITALY"/>	 * Please select the country/area with the most convenient test site for you
Test format:	<input checked="" type="radio"/> Paper-based Test <input type="radio"/> Internet-based Test(at center) <input type="radio"/> Internet-based Test(at home)	* Please select test format
Test Center:	<input type="text" value="Istituto Confucio Unikore Enna"/>	 * Please select your desired test location
Test Date:	<input type="text" value="2023-03-18"/>	 * Test time to participate in the test
<input checked="" type="checkbox"/> I have read and agreed to the Instructions "Notice on Chinese Test Registration and Test Affairs" "A Guide to Privacy Protection for Chinese Test Takers"		 *

Submit

Reset

7. Completare le informazioni personali, cliccare su NEXT STEP

User Name:	esamehsk@gmail.com	
Name:	<input type="text" value="Cognome Nome"/>	✔ * Please input the surname and firstname on your valid certificate
Chinese Name:	<input type="text"/>	Please input your correct Chinese name
Gender:	<input type="text" value="female"/> ▼	* Click "Browse" to select
Birthday:	<input type="text" value="2009-05-07"/>	* Click "Input Box" to enter your birth date
Nationality:	<input type="text" value="ITALY"/> ▼	✔ * Enter your nationality
Mother Tongue:	<input type="text" value="Italian"/> ▼	✔ * Enter your first language, i.e. mother language
ID Type:	<input type="text" value="Passport"/> ▼	* Select your valid certificate with a number of 3-38 characters.
ID Card Number:	<input type="text" value="123456"/>	✔ * Valid certificate number of your selected ID type
Telephone Number:	<input type="text" value="123456"/>	✔ * Enter your available telephone number
How long have you been learning Chinese:	<input type="text" value="6个月以下"/> ▼	* Please Select
您是:	<input checked="" type="radio"/> Student <input type="radio"/> In-service professionals <input type="radio"/> Others (Freelance)	
Please Select:	<input type="radio"/> Elementary school students <input checked="" type="radio"/> Secondary school students <input type="radio"/> University students <input type="radio"/> Graduate students and students with degrees above <input type="radio"/> Chinese language trainees	
Address:	<input type="text"/>	Enter your address
Notes:	<input type="text"/>	Limited to 0-50 characters or Chinese characters, including symbols!

Previous

Next Step


8. Caricare la foto in formato JPG, cliccare su COMPLETE e poi su NEXT STEP

ATTENZIONE! La foto formato tessera non deve superare i 500kb!!! *Le foto troppo grandi si possono ridurre utilizzando Paint o Photoshop*

HSK一级 --Registration--Photo Upload

It is suggested to visit the website through Chrome browser or Firefox browser.

Select photo Complete



Related Notes

- ◊ Photo Requirements: no changes to photos are permitted if uploaded .
- ◊Photo Requirements: recent bareheaded, full-face, white-color background, two-inch certificate photo, instead of landscape photos or photos of everyday life.
- ◊ Photo Formats: JPG.
- ◊ Photo Standards: 180 pixels * 240 pixels
- ◊ File Size: 15~500kb
- ◊ For test takers that cannot upload their electronic photos on the registration website, they can use removable storage devices (U disk, mobile hard disk, etc.) to take it to the Test Site, and ask for help from Test Site staffs
- ◊ Test takers who register to take Chinese language tests at test centers in mainland China shall upload their electronic photos. Those who fail to upload the photos or whose photos fail to meet the criteria will not be allowed to enter the examination room to take the tests


Previous

Next Step

9. Ricontrollare e confermare le informazioni personali, poi cliccare su CONFIRM

HSK --Registration--Information confirmation of test taker

It is suggested to visit the website through Chrome browser or Firefox browser.

User Name	esamehsk@gmail.com	Photo
Name	COGNOME NOME	
Chinese Name		
Gender	Female	
Birthdate	2009-05-07	
Telephone Number	123456	
Address		
Nationality	ITALY	
Nation	--	
Mother Tongue	Italian	
ID Type	Passport	
ID Card Number	123456	
How long have you been learning Chinese:	Below 6 months	
您是 :	Secondary school students	
Test Type	HSK一级	
Test Date	2023-03-18	
Name of test sites	Istituto Confucio Unikore Enna	
Test Location		

Previous

Confirm a

10. La registrazione è completa. Riceverete una e-mail di conferma all'indirizzo indicato in fase di registrazione.



Registration confirmed

Successfully pre-registered, with a test confirmation letter sent to your email box

1. Please pay the test fee at **Istituto Confucio Unikore Enna** before **2023-02-19** or contact the test center for the payment information. If no test fee is received by the Center after the deadline, your test reservation will be automatically cancelled. Once you've successfully paid the fee, the test cannot be cancelled.

2. Please carefully check to ensure your information is true and correct. If any information is found incorrect and the test fee has not been paid yet, please log into the Personal Information Center to update your personal information; if the fee has been paid, please contact the test center to confirm your registration information.

3. Your admission ticket will be ready on **Monday of the testing week**, and can be found and printed in your personal information center.

[Enter Personal Information Center](#) [Return to Home](#)

11. Ora si può procedere al **pagamento** e alla **convalida** di iscrizione/ pagamento, come da istruzioni sul sito www.istitutoconfucio.unikore.it